

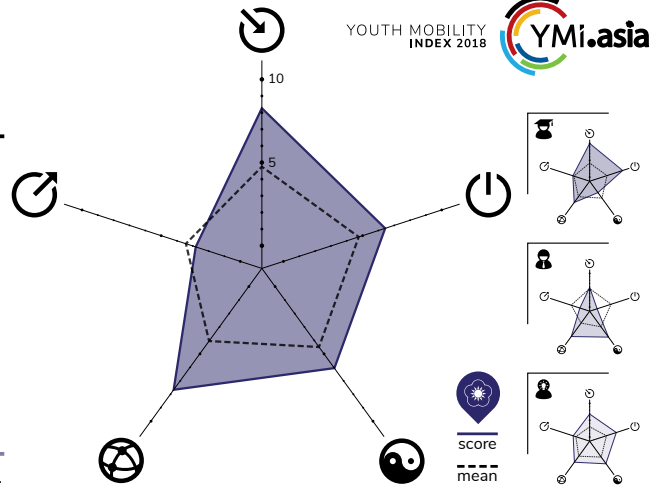


Taiwan

YMI Score: **5.98** Rank: **#5**

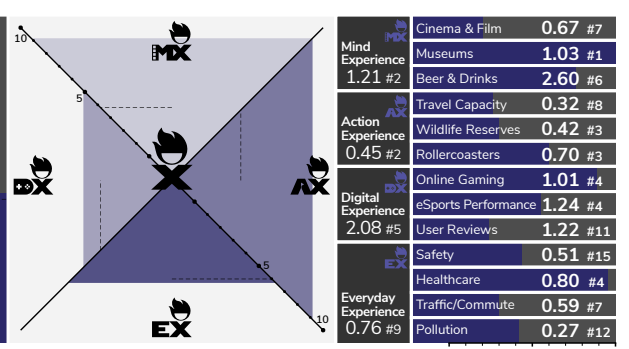
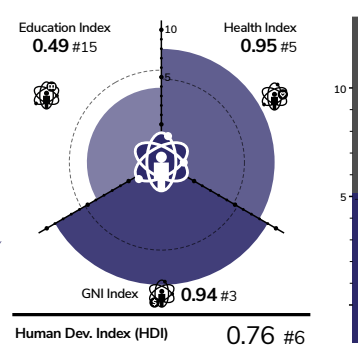
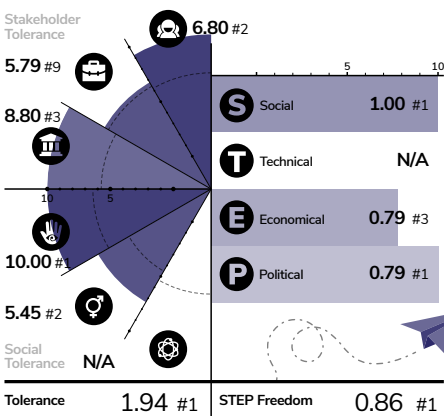
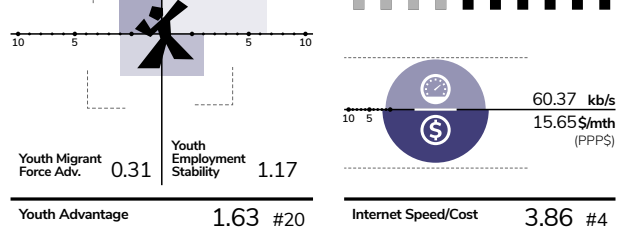
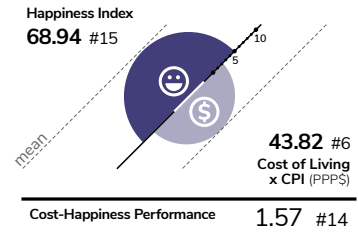

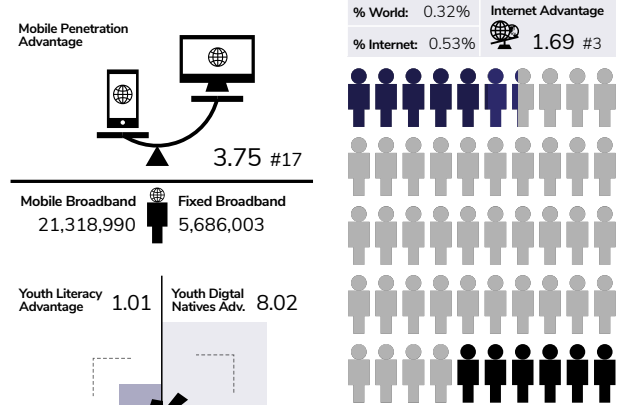


Mass	Acc.	Dis.	Torrent	Mass	Acc.	Dis.	Torrent	Mass	Acc.	Dis.	Torrent
58061	1.073	1.037	<b>3.81</b>	1871000	1.101	1.080	<b>1.74</b>	340555	1.001	1.622	<b>25.71</b>
	1.087				1.000				0.916		
37765	1.097	1.029	<b>2.35</b>	637843	1.105	1.027	<b>0.62</b>	252317	0.841	1.549	<b>13.87</b>
	1.164				0.995				1.010		



	Outbound Mobility	Inbound Mobility	Startup Mobility	Sustainability Factor	Internet Factor	Core Sector Scores
Education	3.91 #5	6.69 #1	6.90 #2	3.47 #16	4.61 #5	6.54 #5
Employment	2.65 #18	4.02 #9	1.71 #19	7.77 #5	5.76 #3	7.21 #5
Entrepreneurship	3.99 #5	5.57 #3	7.01 #3	6.85 #5	5.64 #5	8.62 #5
Mobility Vectors	3.23 #10	7.50 #3	5.77 #6	6.06 #5	7.02 #5	

Total Population:	% Internet Users:	% Youth Population:	% Digital Natives:
23,515,945	88.0%	12.5%	10.3%



	Outbound Student Force	Inbound Student Force	Tertiary Enrolment Ratio	Sustainable Development Indices	Under 15 Access
	3.81 #4	2.35 #5	0.74 #3	0.80 #9	0.88 #5
	Cost / Quality (Local Tuition): 0.24 #11	Quality / Cost (International Tuition): 7.51 #4	Gov.Funding & Effectiveness: 916.59 #5	Well-being Emphasis: 0.83 #11	Youth Digital Natives Advantage: 8.02 #2
	English Proficiency: 75.26 #11	Social Tolerance: 3.16 #1	Education Workforce: 2.56 #3	Youth Literacy Advantage: 1.01 #19	Mobile Broadband Advantage: 7.49 #16
	School System Internationalization: 1.34 #4	Student Visa Convenience: 1.10 #2	Higher Education Priority: 27.25 #1	Education Index (HDI): 0.49 #15	Internet in Education (MOOC, etc.): 0.10 #7
	Outbound Migrant Force: 1.74 #3	Inbound Migrant Force: 0.62 #6	Youth Migrant Force Advantage: 0.45 #20	Sustainable Development Indices: 0.80 #9	IP & ASN Utilization: 1.27 #4
	Outbound Wage Motivation: 0.03 #18	Cost-Happiness Performance: 1.57 #14	University Starting Salary Advantage: 0.82 #19	Society & Environment Emphasis: 0.89 #5	IPv6 Advantage: 36.29 #1
	Overseas Income Advantage: 0.90 #17	Stakeholder Tolerance & Eng.: 0.81 #4	Salary Growth Prospect: 0.92 #18	Gender & Income Equity: 0.87 #1	Domain-Host Utilization: 32.53 #3
	Qualifications Reputation: 0.41 #13	Work Visa Convenience: 0.73 #11	Youth Employment Stability: 1.17 #20	GNI Index (HDI): 0.94 #3	Secure Internet Servers: 0.85 #6
	Outbound Travellers & Visa: 26.78 #5	Inbound Travellers & Visa: 20.24 #8	LifeX: Life Experience Index: 0.97 #1	Sustainable Development Indices: 0.80 #9	Speed / Cost Performance: 1.96 #4
	Outbound Shipping Cost-Performance: 1.37 #5	Inbound Shipping Cost-Performance: 1.61 #9	Startup Capital Availability: 1.06 #3	Industry Emphasis: 0.73 #9	Internet Presence Advantage: 1.83 #3
	Export Force: 25.71 #3	Import Force: 13.87 #3	Port Logistics Performance: 0.90 #3	STEP Freedom Indices: 0.86 #1	Top-Level-Domain (TLD) Utilization: 0.63 #4
	Foreign Exchange (FX) Stability: 1.23 #13	Grants-Tax Motivation: 5.37 #1	Startup Momentum: 2.58 #6	Health Index (HDI): 0.95 #5	Public Digital Services: 0.77 #4

NOTE: All graphs are charted using normalized scores (1-10).